Name: Class:

PERIMETER AND AREA

Find the perimeter and area.

1. 21 cm, 16 cm

2. 38 cm, 59 cm

3. 57 cm, 50 cm

4. 33 cm, 42 cm

5. 48 cm, 32 cm

6. 13 cm, 14 cm

7. 63 cm, 60 cm

8. 85 cm, 55 cm

9. 73 cm, 53 cm

Name: Class: Key

PERIMETER AND AREA

Find the perimeter and area.

1. 21 cm, 16 cm

P = 74 cm A = 336 cm²

2. 38 cm, 59 cm

P = 194 cm A = 2,242 cm²

3. 57 cm, 50 cm

P = 214 cm A = 2,850 cm²

4. 33 cm, 42 cm

P = 150 cm A = 1,386 cm²

5. 48 cm, 32 cm

P = 160 cm A = 1,536 cm²

6. 13 cm, 14 cm

P = 54 cm A = 182 cm²

7. 63 cm, 60 cm

P = 246 cm A = 3,780 cm²

8. 85 cm, 55 cm

P = 280 cm A = 4,675 cm²

9. 73 cm, 53 cm

P = 252 cm A = 3,869 cm²

Name: Class:

PERIMETER AND AREA

Find the perimeter and area.

1.

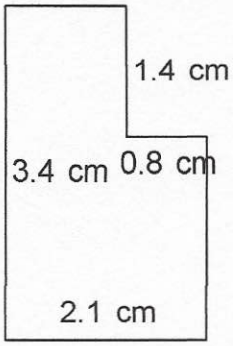

2.

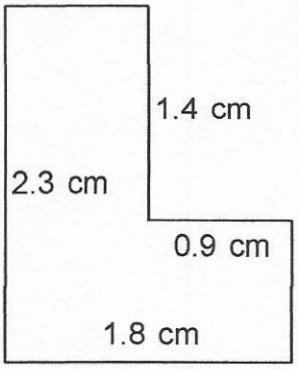

3.

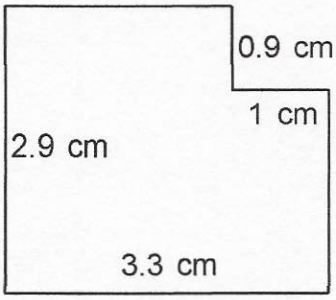

4.

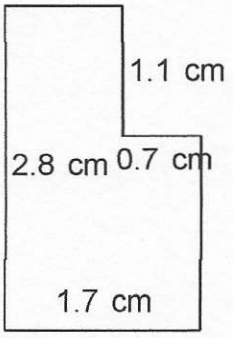

5.

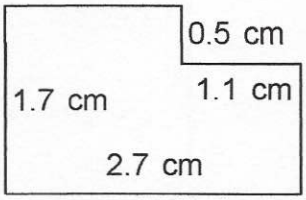

6.

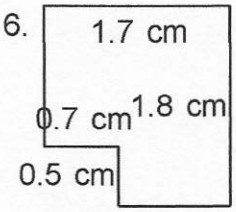

7.

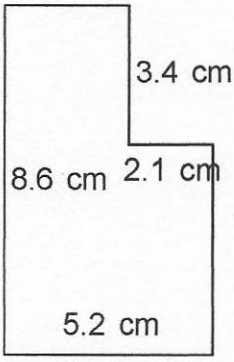

8.

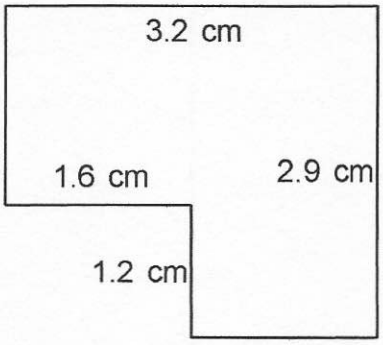

9.

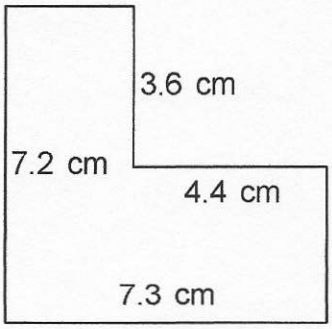

Name: Class: Key

PERIMETER AND AREA

Find the perimeter and area.

1.

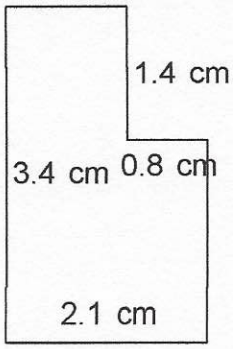

P = 11.0 cm A = 6.02 cm²

2.

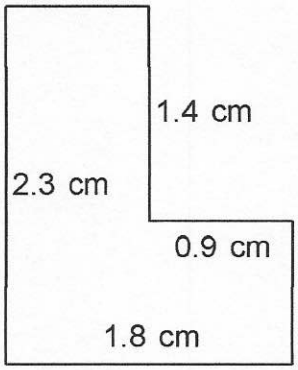

P = 8.2 cm A = 2.88 cm²

3.

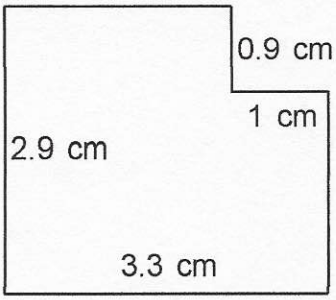

P = 12.4 cm A = 8.67 cm²

4.

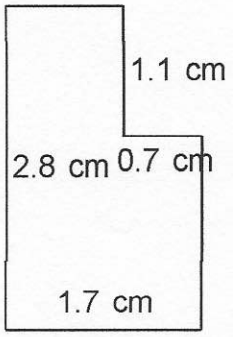

P = 9.0 cm A = 3.99 cm²

5.

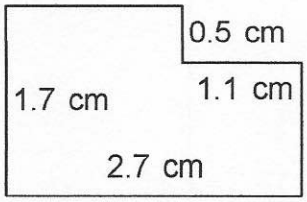

P = 8.8 cm A = 4.04 cm²

6.

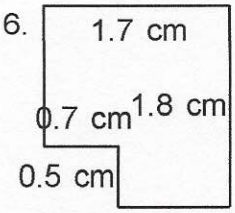

P = 7.0 cm A = 2.71 cm²

7.

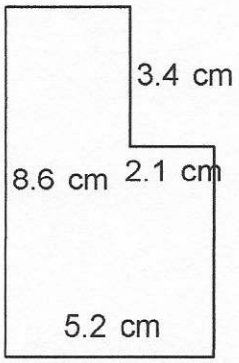

P = 27.6 cm A = 37.58 cm²

8.

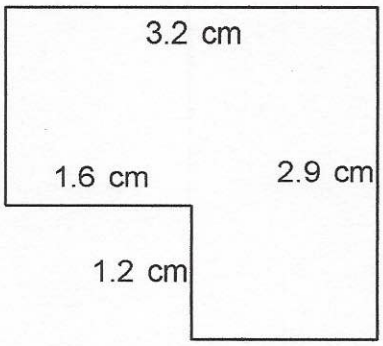

P = 12.2 cm A = 7.36 cm²

9.

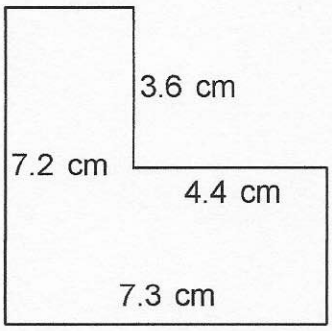

P = 29.0 cm A = 36.72 cm²

Name: Class:

PERIMETER AND AREA

Find the perimeter and area.

1.

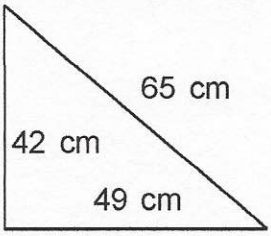

2.

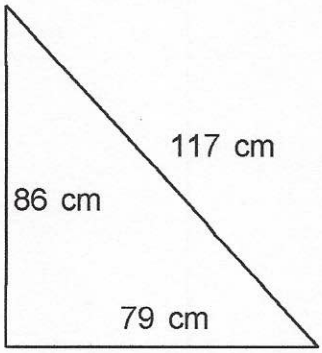

3.

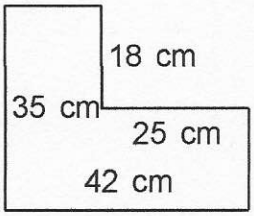

4.

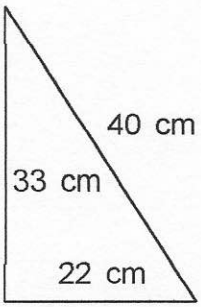

5.

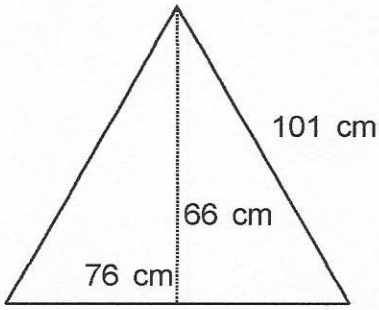

6.

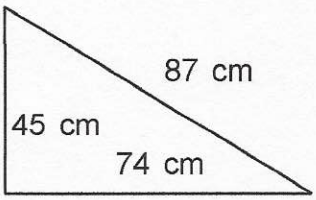

7.

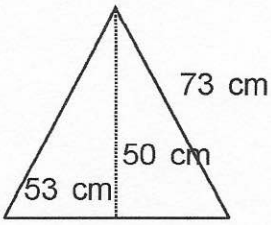

8.

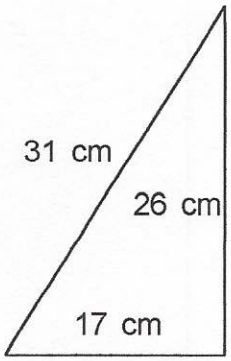

9.

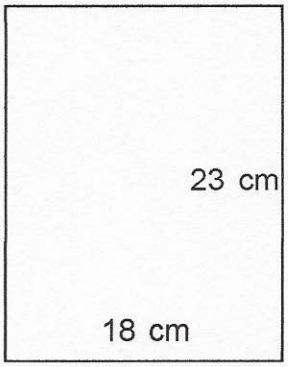

Pg 5

Name: Class: Key

PERIMETER AND AREA

Find the perimeter and area.

1.

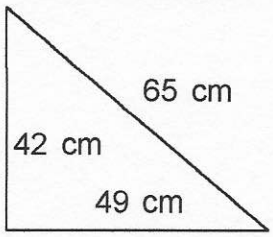

P = 156 cm A = 1,029 cm²

2.

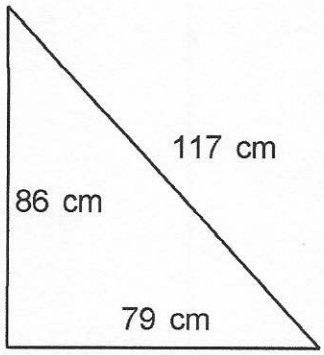

P = 282 cm A = 3,397 cm²

3.

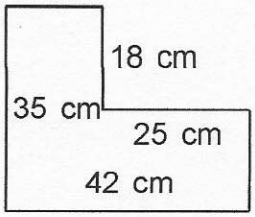

P = 154 cm A = 1,020 cm²

4.

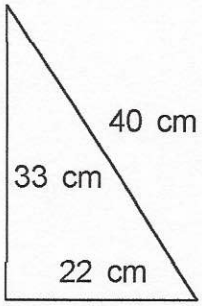

P = 95 cm A = 363 cm²

5.

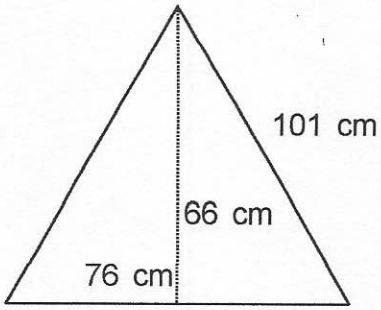

P = 278 cm A = 2,508 cm²

6.

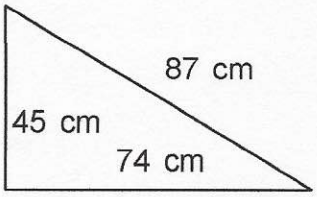

P = 206 cm A = 1,665 cm²

7.

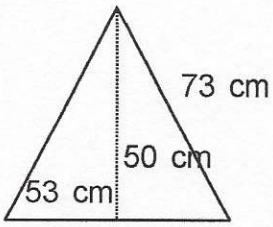

P = 199 cm A = 1,325 cm²

8.

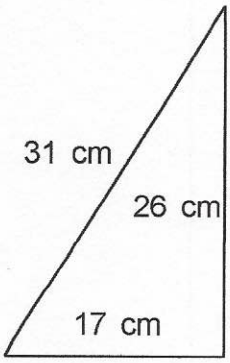

P = 74 cm A = 221 cm²

9.

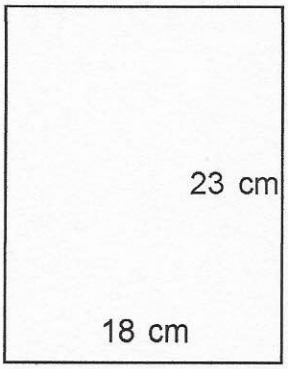

P = 82 cm A = 414 cm²

Name: Class:

CIRCUMFERENCE AND AREA

Calculate the circumference and area of each circle.

1.

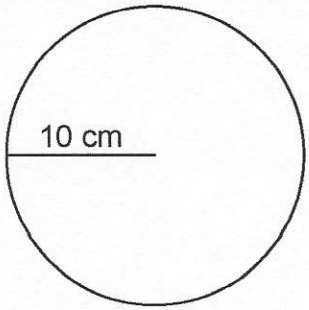

2.

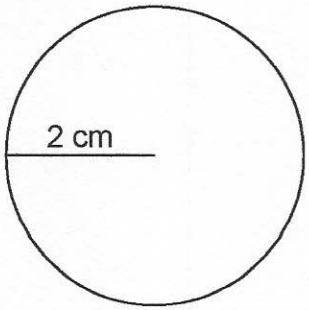

3.

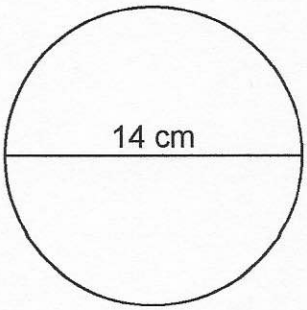

4.

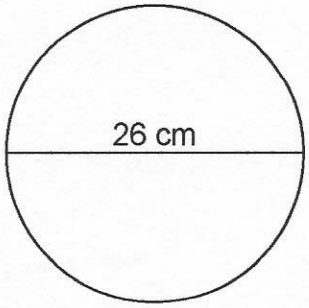

5.

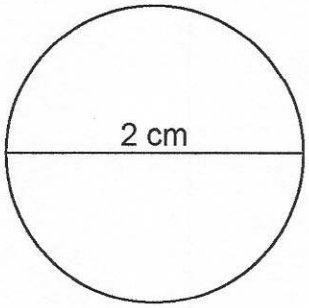

6.

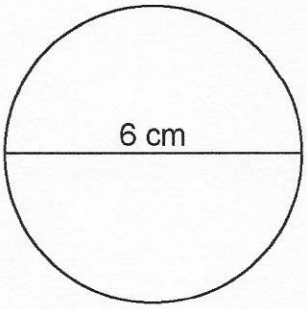

7.

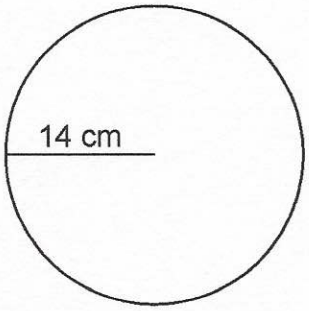

8.

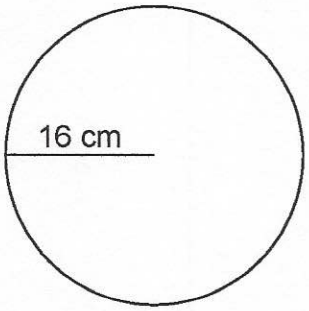

9.

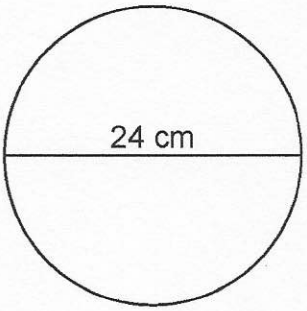

Name: Class: Key

CIRCUMFERENCE AND AREA

Calculate the circumference and area of each circle.

1.

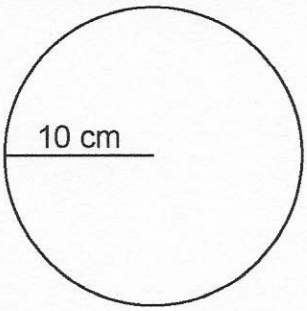

C=62.80 cm

A=314.00 cm²

2.

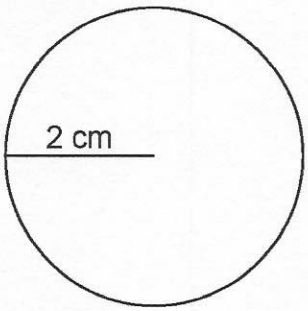

C=12.56 cm

A=12.56 cm²

3.

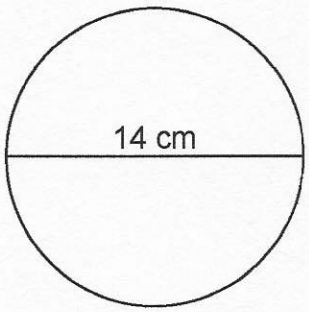

C=43.96 cm

A=153.86 cm²

4.

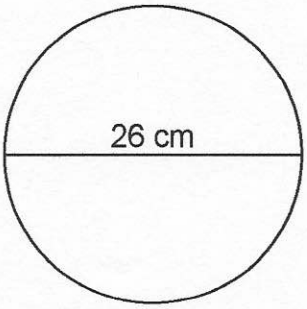

C=81.64 cm

A=530.66 cm²

5.

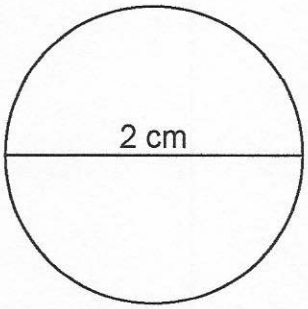

C=6.28 cm

A=3.14 cm²

6.

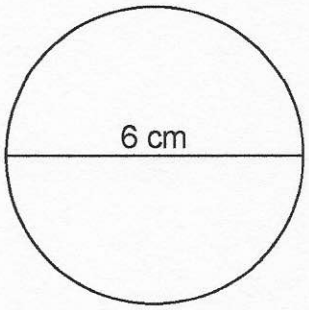

C=18.84 cm

A=28.26 cm²

7.

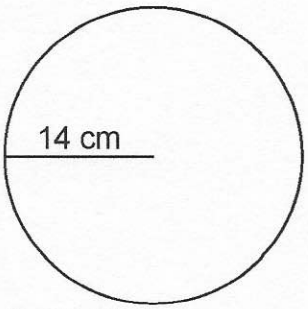

C=87.92 cm

A=615.44 cm²

8.

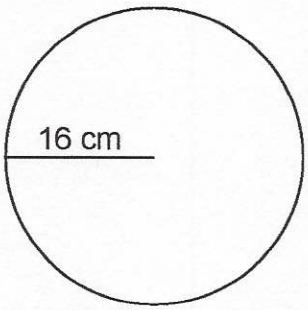

C=100.48 cm

A=803.84 cm²

9.

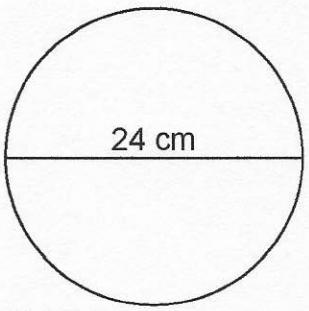

C=75.36 cm

A=452.16 cm²

Compound Area Problems

Some shapes don't have a neat little formula.

Sometimes you might encounter an odd shape, like a doughnut or an "L-Shape" or something even weirder and stranger. By the way, don't talk to strangers... Anyway, what you can do is use some of the shapes and formulas you know and either add them together (additive) or subtract one or more from another (subtractive.) Let's take a look at an example of each...

Additive.

Find the area...

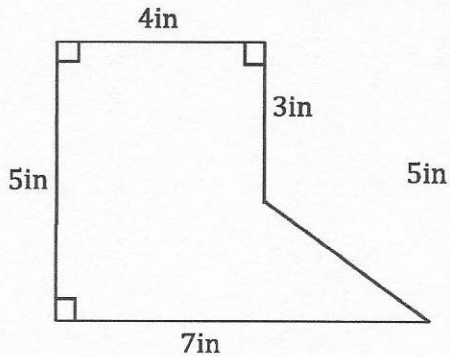

First, cut the figure into familiar shapes and find missing dimensions...

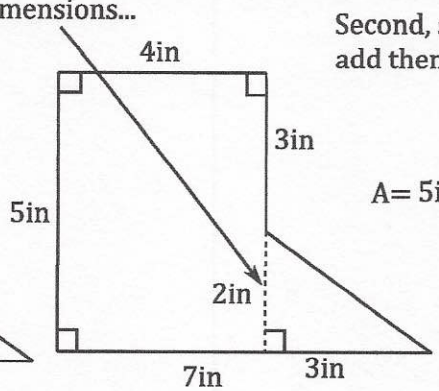

Second, separate the shapes and add them.

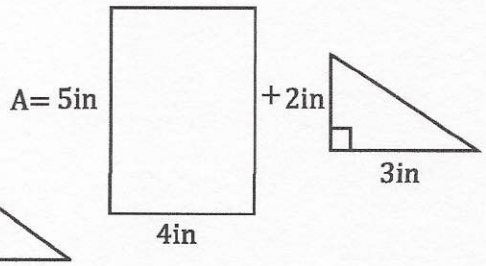

Third, find the area of each shape....

	bh		1/2bh
A=	4*5	+	1/2(2*3)
	$20in^2$		$3in^2$

Last, add the areas... $A=20in^2+3in^2=23in^2$

When you actually do the problems you cut the figures up right on the original, but you will have to draw out the separate pieces and show the formulas for their areas... Let's look at some subtractive...

Subtractive.

First, find the area of the shaded region...

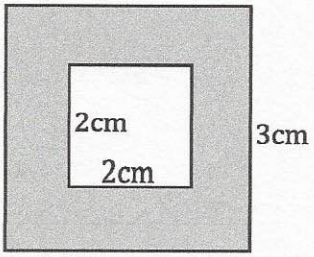

A=

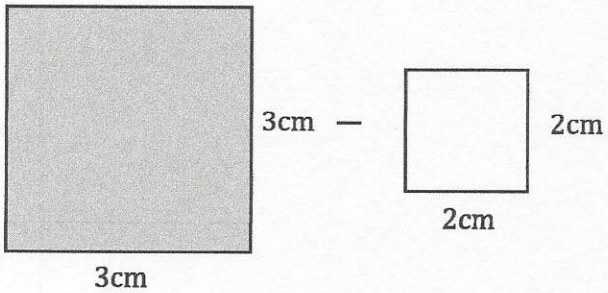

Second, Find the area of each shape.

	bh		bh
A=	3*3	—	2*2
	$9cm^2$		$4cm^2$

Last, subtract the areas... $A=9cm^2-4cm^2=5cm^2$

Sometimes you might have to do both on the same shape. Are you ready? Let's practice...

© 2010 www.letspracticegeometry.com

Find the area of each shape...

1.

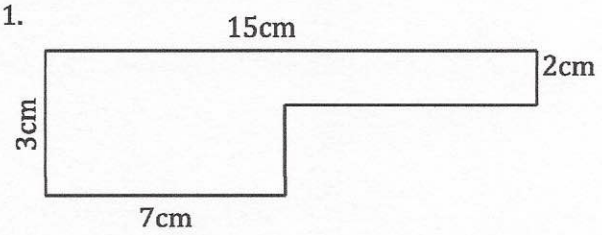

2.

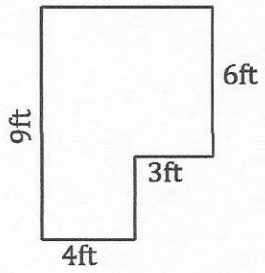

3.

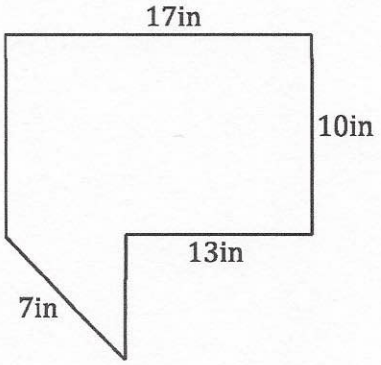

4.

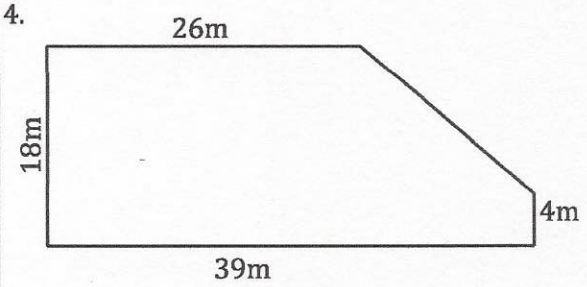

5.

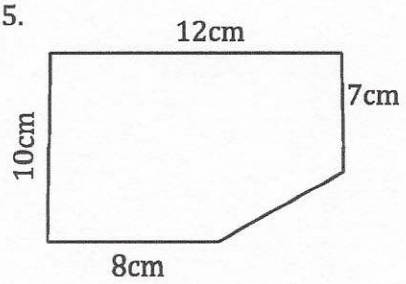

6.

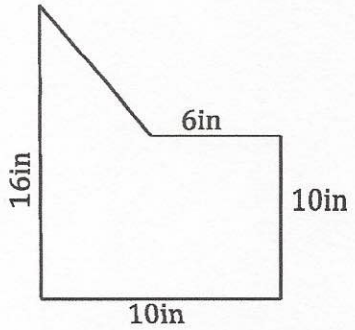

Bubble all the correct answers from above. Don't bubble incorrect answers.

○ 54 ○ 11.36 ○ 78 ○ 114 ○ 77 ○ 112 ○ 611 ○ 632 ○ 37 ○ 181.48

© 2010 www.letspracticegeometry.com

7.

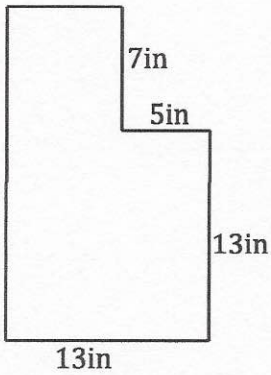

8. Find the shaded area.

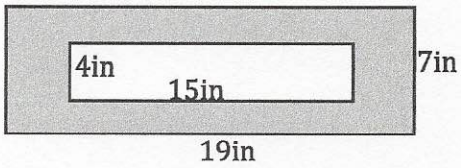

9. Find the shaded area.

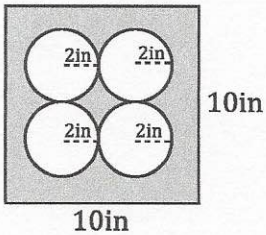

10. Find the shaded area.

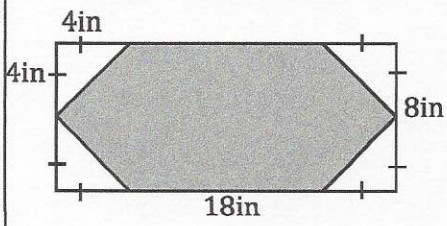

11. Find the shaded area.

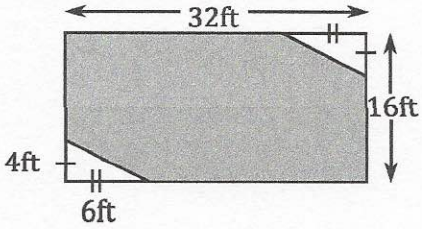

12. Find the shaded area.

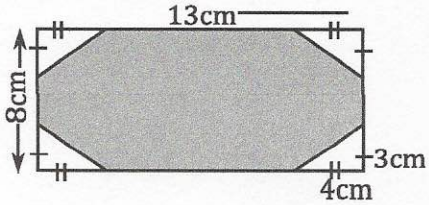

Bubble all the correct answers from above. Don't bubble incorrect answers.

○ 436 ○ 80 ○ 59.72 ○ 58.38 ○ 112 ○ 488 ○ 225 ○ 73 ○ 76 ○ 123

© 2010 www.letspracticegeometry.com

13. Find the shaded area.

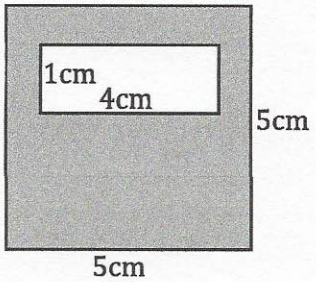

14.

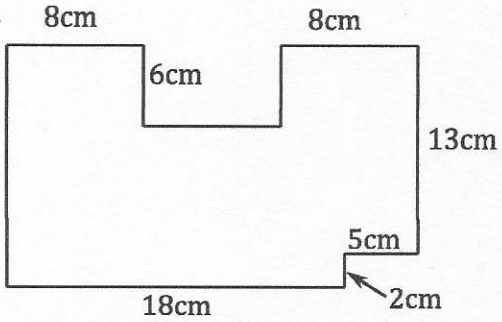

15.

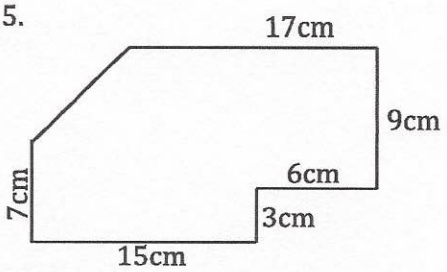

16.

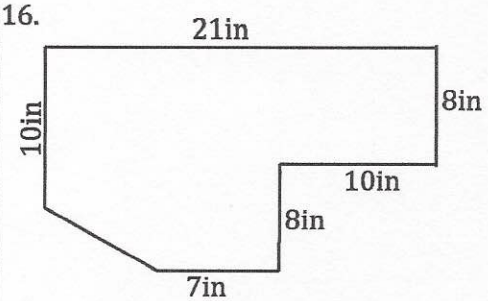

17.

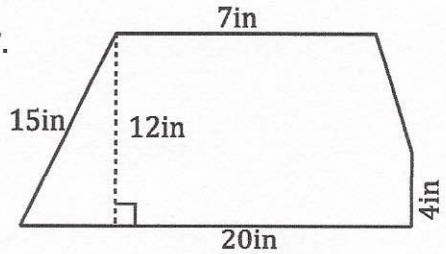

18.

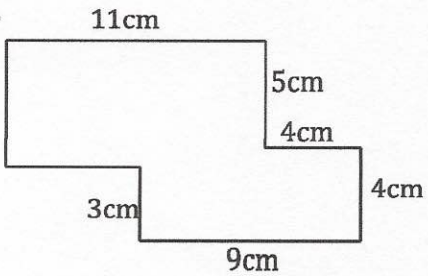

Bubble all the correct answers from above. Don't bubble incorrect answers.

○ 244 ○ 256 ○ 160 ○ 97 ○ 170 ○ 215 ○ 224 ○ 293 ○ 306 ○ 21

© 2010 www.letspracticegeometry.com